



Jason

TRUCK CAPS | COVERS | CARGO MANAGEMENT





Our History - Jason Caps began because of one family's vision to build sturdy and durable pickup bed caps for an emerging US market. Jason was one of the first "truck shell" manufacturers to switch to fiberglass construction methods in the mid-1970s.

Jason Today - Our 45,000 sq. ft. Elkhart, Indiana facility manufactures fiberglass truck caps and

lids with all the skill, expertise and craftsmanship this region of the country is famous for. Our state-of-the-art Ottawa, Kansas facility adds another 90,000 sq. ft. of open- and closed-mold fiberglass manufacturing capacity, automotive-grade paint lines and curing ovens, innovative safety systems and equipment that make our plant a safer place to work

while building the best products possible.

Build Your Own - Easily spec-out your own Jason cap or lid online and receive a quote directly from your nearest dealer. Visit www.JasonCaps.com and select "Build Your Own".



**Every Cap and Cover
Custom Made for
Your Truck**

Jason Truck Caps Feature:

- | | |
|--|--|
| 1 – Tri-Cel Honeycomb Reinforced Roof | 5 – High-Quality Paint-to-Match Finish |
| 2 – Custom Fit to Your Specific Truck Make and Model | 6 – 3rd Brake Light Standard |
| 3 – Secure, Weather Resistant Windows | 7 – SUV-Style Flip Open Rear Access Door with Gas Assist Struts |
| 4 – Precision Fit Wrap Over Side Rails and Optional Double Rubber Bottom Seal | 8 – Optional Roof Rack Systems Available |

Wherever you go, whatever you do, Jason has you covered.



Truck Caps: pages 4-10



Tonneau Covers: page 11



Mountain Top
Retractable Bed Covers: pages 12-13



Commercial Truck Caps:
pages 14-15 & 17-19



LoadMaster Bed Systems: page 16



CYBER

CYBER CAB-HIGH TRUCK CAP

Gives your truck a great look with clean lines and sleek styling.

- Choice of solid or sliding window
- Frameless all-glass rear door with single handle
- Optional remote keyless entry
- Frameless tip-out side windows with screens
- Carpeted headliner (made from recycled plastic bottles)
- Double rubber bottom seal
- Choice of 12V or battery dome light
- Tinted glass
- High-quality paint-to-match finish
- Attention-getting LED brake light
- Custom-fit rear door skirt to match tailgate
- Thick honeycomb reinforced roof
- Choice of painted trim or trim-less edge
- Optional roof rack systems available
- Limited lifetime warranty on paint and structure



CYBER



**CYBER
CLASSIC**

CYBER CLASSIC CAB-HIGH TRUCK CAP

- All the same features of the CYBER but with an exterior hinge rear door for older model generation truck

ZONE



Shown with optional
roof rack system

ZONE CAB-HIGH TRUCK CAP

Features a sleek, all-glass rear door, single lock, and side slide windows for maximum ventilation.

- Choice of solid or sliding window
- Frameless all-glass rear door with single handle
- Optional remote keyless entry
- Side sliding windows with screens
- Carpeted headliner (made from recycled plastic bottles)
- Double rubber bottom seal
- Choice of 12V or battery dome light
- Tinted glass
- The highest quality Axalta paint
- Attention-getting LED brake light
- Custom fit rear door skirt to match tailgate
- Thick honeycomb reinforced roof
- Choice of painted trim or trim-less edge
- Optional roof rack systems available
- Limited lifetime warranty on paint and structure



ZONE



ZONE CLASSIC

ZONE CLASSIC CAB-HIGH TRUCK CAP

- All the same features of the ZONE but with an exterior hinge rear door for older model generation truck





PACE PLUS

Shown with optional
roof rack system
and optional window
with slider

PACE PLUS CAB-HIGH TRUCK CAP

A great-looking, custom-fit, cab-high truck cap with a little more.

- Oversized sliding side windows with screens
- Carpeted headliner (made from recycled plastic bottles)
- Double rubber bottom seal
- LED lighting (12V or battery)
- Heavy-duty aluminum frame rear door and double T-handles
- Rear doorframe rain channel
- Tinted glass
- High-quality paint-to-match finish
- Attention-getting LED brake light
- Custom fit rear door skirt to match tailgate
- Thick honeycomb reinforced roof
- Custom fit and finish
- Choice of painted trim or trimless edge
- Optional roof rack systems available
- Limited lifetime warranty on paint and structure



PACE

PACE CAB-HIGH TRUCK CAP

A quality custom-fit truck cap with as much function as good looks.

- All the same features of the PACE PLUS but without the carpeted headliner, bulb seal or dome light

www.JasonCaps.com

ELEMENT CAB-HIGH TRUCK CAP

For the budget-minded consumer that doesn't want to compromise on Jason's legacy of quality, stylish truck caps.

- 1 year warranty
- Front window option only -
No other options available
- Sliding side windows
- Double lock rear door
- Roof rack systems available



ELEMENT





TREK MID-RISE ROOF TRUCK CAP

Provides extra headroom with aerodynamic styling.

- Choice of solid or sliding window
- Dual locking T-Handles on rear door
- Oversized side sliding windows
- Tinted glass
- High-quality paint-to-match finish
- Attention-getting LED brake light
- Custom fit rear door skirt to match tailgate
- Thick honeycomb reinforced roof
- Choice of painted trim or trim-less edge
- Limited lifetime warranty on paint and structure



TREK XD HIGH-RISE ROOF TRUCK CAP

Largest high-rise cap and rear door with more cubic feet for your gear.

- Choice of solid or sliding window
- Dual locking T-Handles on rear door
- Oversized side sliding windows
- Tinted glass
- High-quality paint-to-match finish
- Attention-getting LED brake light
- Custom fit rear door skirt to match tailgate
- Thick honeycomb reinforced roof
- Choice of painted trim or trim-less edge
- Limited lifetime warranty on paint and structure

Personalize Your Jason Truck Cap with a Great Selection of Options Available on Most Models



Optional cap tilt down Hinged Front Window allows access to wash back window of truck



Optional side Windoor provides added access to cap interior



Optional side Windoor with Slider provides ventilation without opening the entire Windoor



Optional Pet Screen allows fresh air ventilation and keeps pets inside



Light up the interior of your cap with optional LED Strip Lights



Optional Switch for Auto On/Off Lighting



Optional Keyless Remote System unlocks cap rear door with your truck's remote key



Optional Painted Rear Door Extender to match truck and cap color



Optional Roof Rack Systems for extra carrying capacity



RAGE

RAGE TONNEAU COVER

Custom design and styling.

- 1,200 lb tested rotary latches
- High-quality paint-to-match finish
- Black powder coated hardware
- Exterior style line
- EZ push logo lock
- Front piano hinge
- Interior pull strap
- Lift assist arms
- No-drill Installation
- Tri-cel honeycomb reinforced roof
- Trimless skirted edges
- Wrap over side and rear edges
- Limited lifetime warranty on paint and structure



HUGGER

HUGGER TONNEAU COVER

Sleek low profile.

- 1,200 lb tested rotary latches
- High-quality paint-to-match finish
- Black powder coated hardware
- Low profile smooth top
- EZ push logo lock
- Front piano hinge
- Interior pull strap
- Lift assist arms
- No-drill Installation
- Tri-cel honeycomb reinforced roof
- Trimless skirted edges
- Wrap over side and rear edges
- Limited lifetime warranty on paint and structure





INDUSTRY LEADING STRENGTH

Built to protect your gear from the toughest environments, Mountain Top Evo Aluminum Retractable Cover sets the industry standard in design, quality, and function.



SLEEK INFINITY DESIGN

The Mountain Top Evo features a modern infinity edge top of bedrail design that improves water flow and gives you increased load capacity inside the bed of your truck.



STANDARD ACCESSORY TRACKS

Mountain Top retractable covers have built-in accessory tracks standard, compatible with racks from Rhino-Rack®, Yakima®, and Thule®.



SUPERIOR STRENGTH

With an over-400 lb weight capacity on top of the cover, the Mountain Top Evo can handle all your real world situations.



The Ultimate Aluminum Retractable Roll Cover





The New Standard in Commercial Grade Caps

Shown with optional
roof rack system

Shown with optional
LoadMaster Cargo
Management System



Standard aluminum framed half rear door
with folding T-handle



Side doors fit flush, seal out weather

www.JasonCaps.com

WORKFORCE COMMERCIAL FIBERGLASS TRUCK CAP

The WORKFORCE line combines the best in commercial-grade features and durability to the sleek, form fitting style of a fiberglass cover. With a wide range of productivity and security options along with smooth, easy-to-graphic design, our WORKFORCE line will get the job done for your business.

- Fiberglass, reinforced side access doors with folding T-handles
- Aluminum framed panel rear half door with folding T-handle
- Optional galvanized steel toolboxes with divider packages
- 250 lb. weight capacity
- 600 lb. weight capacity heavy duty option
- High-quality paint-to-match finish
- Multiple 12-volt lighting options

Truck at left Shown with optional roof rack system



3 point locking side doors, shown with galvanized steel tool boxes



LED strip lighting illuminates your work area for full visibility and access night or day



LOADMASTER CARGO MANAGEMENT

LoadMaster™ Bed Systems offer a unique collection of fully engineered cargo management solutions that provide easy access to your cargo.

With multiple designs for recreational and commercial applications, LoadMaster™ Bed Systems make your pickup truck more efficient and versatile with a variety of sliding storage solutions.



SD STANDARD DUTY:

- Exterior grade wood deck covered in rugged all-weather material
- 3.5" steel tube side rails and front bulkhead
- Powder-coated steel frame & tracks
- Rugged commercial grade design
- Dual latching system with five locking locations
- 1,000-pound weight capacity with drill installation
- 800-pound weight capacity with exclusive LoadMaster no-drill installation
- Allows for up to 75% extension
- 5-Year Limited Warranty



HD STANDARD DUTY:

- Steel diamond tread deck coated in rugged spray-on bed liner material
- All-steel tube construction
- Reinforced track system
- 3.5-inch steel tube side rails & front bulkhead
- Dual latching system
- 1,200-pound weight capacity with drill installation
- 800-pound weight capacity with exclusive LoadMaster no-drill installation
- Allows for up to 75% extension
- 5-Year Limited Warranty



CP STANDARD DUTY:

- Composite deck coated with easy-to-clean rugged spray-on bed liner material
- 1,000-pound weight capacity with drill installation
- 800-pound weight capacity with exclusive LoadMaster no-drill installation
- 20% lighter than Standard Duty Bed System
- Solid one-piece tray that features side rails
- Dual latching system
- Allows for up to 75% extension
- 5-Year Limited Warranty

PRO SERIES

Rack shown not available
from Jason



Shown with optional
LoadMaster Cargo
Management System

PRO SERIES COMMERCIAL ALUMINUM TRUCK CAP

All the features to handle your
workload.

- Heavy duty .040 gauge aluminum skin on the sides, front and back of the cap
- Folding T-Handle with 3-point lock
- Strattec OEM automotive grade lock cylinders
- Heavy-duty mounting rail
- Heavy-duty TIG welded aluminum frame
- Gas-operated door props
- Marine-grade quality chrome hinges on all full rear doors
- Sealed LED brake light
- Black trim
- Front and side slant to match your truck cab
- Protective inner liner on side doors and full rear doors

Choose from a variety of options to easily spec out the ProSeries cap you need for your business. See pages 18 and 19.



Full visibility and optimized ergonomics



Mutiple toolbox options available



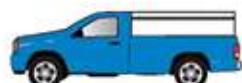


SPEC YOUR OWN

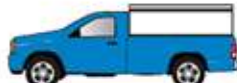
Choose from these options to easily spec out the ProSeries cap you need for your business.

COLOR OPTIONS

- ☐ White ☐ Paint to Match



☐ Cab high full size



☐ 24" Compact



☐ 26" Full size



☐ 30" Fullsize or Compact



☐ 24" - 30" Bilevel fullsize or Compact

FRONT WINDOW CONFIGURATION OPTIONS



☐ Mitered Picture
☐ Add security screen



☐ Radius Picture
☐ Add security screen



☐ Radius Picture Drop Down
☐ Add security screen



☐ Mitered slider



☐ Radius slider



☐ Radius Slider Drop Down

REAR DOOR CONFIGURATION OPTIONS



☐ Standard Half Gate
Solid No Window



☐ Standard Half Gate
with Radius Window
☐ Add security screen



☐ Double Doors
Solid no window



☐ Double Doors
with Radius Windows
☐ Add security screen



☐ Single Walk-In



☐ Single Walk-In
with Radius Windows
☐ Add security screen



☐ Hatch Back



☐ Hatch Back
with Radius Window
☐ Add security screen

SIDE DOOR OPTIONS



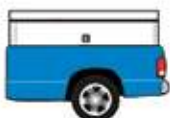
☐ No Door
☐ Add on driver side
☐ Add on passenger side



☐ Standard Door 66"
☐ Add on driver side
☐ Add on passenger side



☐ Standard Doors with
Radius Windows
☐ Add on driver side
☐ Add security screen
☐ Add on passenger side
☐ Add security screen



☐ Full Length Door
89" (8' bed)
☐ Add on driver side
☐ Add on passenger side



☐ Full length door with radius
windows 89" (8' beds)
☐ Add on driver side
☐ Add security screen
☐ Add on passenger side
☐ Add security screen



☐ Double Doors
☐ Add on driver side
☐ Add on passenger side



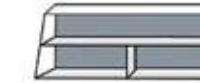

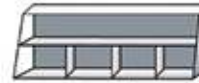
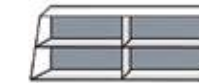




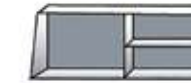
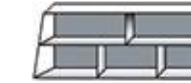



☐ Radius Sliding Window
☐ Add on driver side
☐ Add on passenger side

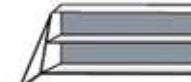
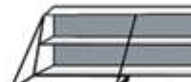
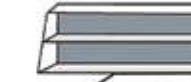


☐ Windowor
☐ Add on driver side
☐ Add on passenger side













TOOLBOX OPTIONS

<p>No Toolbox</p> <p><input type="checkbox"/> No toolbox- driver side</p> <p><input type="checkbox"/> No toolbox- passenger side</p>	 <p>1</p> <p><input type="checkbox"/> Add on- driver side</p> <p><input type="checkbox"/> Add on- passenger side</p>	 <p>2</p> <p><input type="checkbox"/> Add on- driver side</p> <p><input type="checkbox"/> Add on- passenger side</p>	 <p>3</p> <p><input type="checkbox"/> Add on- driver side</p> <p><input type="checkbox"/> Add on- passenger side</p>	 <p>4</p> <p><input type="checkbox"/> Add on- driver side</p> <p><input type="checkbox"/> Add on- passenger side</p>	 <p>5</p> <p><input type="checkbox"/> Add on- driver side</p> <p><input type="checkbox"/> Add on- passenger side</p>	 <p>6</p> <p><input type="checkbox"/> Add on- driver side</p> <p><input type="checkbox"/> Add on- passenger side</p>
 <p>7</p> <p><input type="checkbox"/> Add on- driver side</p> <p><input type="checkbox"/> Add on- passenger side</p>	 <p>8</p> <p><input type="checkbox"/> Add on- driver side</p> <p><input type="checkbox"/> Add on- passenger side</p>	 <p>9</p> <p><input type="checkbox"/> Add on- driver side</p> <p><input type="checkbox"/> Add on- passenger side</p>	 <p>10</p> <p><input type="checkbox"/> Add on- driver side</p> <p><input type="checkbox"/> Add on- passenger side</p>	 <p>11</p> <p><input type="checkbox"/> Add on- driver side</p> <p><input type="checkbox"/> Add on- passenger side</p>	 <p>12</p> <p><input type="checkbox"/> Add on- driver side</p> <p><input type="checkbox"/> Add on- passenger side</p>	 <p>Draw Your Own Request</p> <p><input type="checkbox"/> Add on- driver side</p> <p><input type="checkbox"/> Add on- passenger side</p>





SIDE TRAY OPTIONS

<p>No fold down tray</p> <p><input type="checkbox"/> No tray - driver side</p> <p><input type="checkbox"/> No tray - passenger side</p>	 <p>1</p> <p><input type="checkbox"/> Add on- driver side</p> <p><input type="checkbox"/> Add on- passenger side</p>	 <p>2</p> <p><input type="checkbox"/> Add on- driver side</p> <p><input type="checkbox"/> Add on- passenger side</p>	 <p>3</p> <p><input type="checkbox"/> Add on- driver side</p> <p><input type="checkbox"/> Add on- passenger side</p>
---	---	---	--

INTERIOR LIGHTING OPTIONS

 <p>1</p>	 <p>2</p>	 <p>3</p>	 <p>4</p>	 <p>5</p>	 <p>6</p>
 <p>7</p>	 <p>8</p>	 <p>9</p>	 <p>10</p>	 <p>11</p>	 <p>12</p>

LADDER RACK OPTIONS

 <p><input type="checkbox"/> Light duty utility rack</p>	 <p><input type="checkbox"/> Heavy duty utility rack</p>
 <p><input type="checkbox"/> Heavy duty utility rack with center support & beams</p>	 <p><input type="checkbox"/> Heavy duty rack with center support</p>

Jason Caps Warranty

These warranty policies apply to truck covers, truck lids and commercial caps made by Jason Caps. For your warranty to be valid, you must register your purchase with our records center. The Jason Caps Limited Lifetime Warranty applies to structure and paint for the original owner of the original vehicle. The 1 Year Warranty covers all mechanical components. Full text of our extensive coverage warranty is on our website.



Jason Caps

801 E North Street • Ottawa, KS 66067 • 800.983.2787
28564 Holiday Place • Elkhart, IN 46514 • 800.776.2340
www.JasonCaps.com

YOUR AUTHORIZED JASON CAPS DEALER



Jason Caps is a brand of LTA Manufacturing LLC, which is part of the DeBruce Company, a private investment firm managing a diverse portfolio of private equity and other asset class investments across a wide range of industries, including biotech, energy, manufacturing, technology and real estate.

Supported by DeBruce Companies and established in 1988, The DeBruce Foundation gives back to the greater Kansas City region and beyond. Over the past three decades, The DeBruce Foundation has invested in various non-profits to improve the lives of others and strengthen our community.



©2022 Jason Truck Covers • Printed in USA
Reorder Catalog No: JASON-TCLM 9/21

